


# Earth Day Challenge: Leaf Exploration




Pick a tree in your neighborhood. Look at its leaves and choose 2 different leaves to draw below. Don't pluck the leaves from the tree (trees need leaves to make food)!


Leaf 1

Leaf 2


Now look at the leaf's edges. Which leaf edge matches them below? Circle your choice.




Entire or Smooth



Serrate



Wavy or  
Rounded



Lobed



Needle

What other patterns or characteristics do you notice in the trees in your neighborhood?

---

---

How do you think these characteristics help trees live in their habitats?

---

---

Now it's your turn to make a tree leaf! If you could create your own tree, what would the leaves look like? Draw a leaf below.



Explain why you made your leaf this way. How will the shape help the tree live in its habitat?

---

---

---