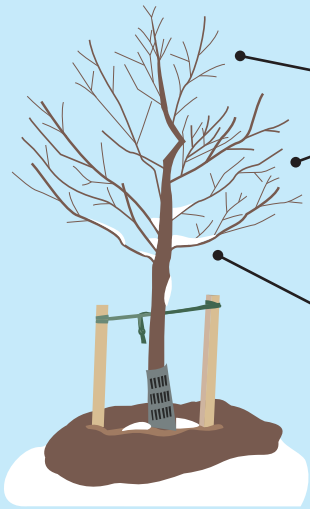



*Casey Trees works with Project Organizers long after the trees go into the ground to provide guidance for the trees' future health.*

*In winter...*




- Examine for broken branches.
- Assess for structural pruning needs. Have the trees been in the ground at least three years? Are there competing central leaders? Signs of included bark. Do some branches need to be subordinated to help other, more important branches grow stronger?
- Keep heavy snows and ice from weighing down evergreen branches.

*In spring...*



- Enjoy the budding out.
- Check for signs of insect infestation, including gypsy moths.
- Check tree guards. Save trees from mowers and weed whips.
- Clear leaves, mulch from trunk.
- Pull spring weeds.

*In summer...*



- Re-install Ooze Tubes if trees are in the ground less than two years.
- Monitor water. All trees in their first two seasons need 25 gallons a week, conveniently the amount an Ooze Tube holds or an inch of rainfall each week.
- Add fresh layer of mulch.
- Weed regularly. Weeds steal moisture and nutrition.

*In fall...*



- Enjoy the color!
- Remove gator bags or ooze tubes. Rinse, drain and store until spring.
- Give the trees a wide, 3-inch-deep mulch ring, keeping the mulch 4 to 6 inches away from the trunk.
- You should not need to water again until spring unless there is an unusually hot, dry stretch before Christmas.